



Lunagazer J24 Series



**ENGINEERED FOR
ADVENTURE**


An impressive size, dirt road capable caravan that can be easily towed by many mid-sized four wheel drives and SUVs.



21ft Caravan



Sleeps up to 4



Queen Bed

OR



Single Beds

Tare Weight Under 1800kg



Medium SUV



Ensuite



Reverse Cycle Air Con



**DIRT ROAD
CAPABLE**



THE JURGENS STORY

Our goal is to create the best caravans possible through intelligent design, genuine build quality and comprehensive testing.

We place emphasis on safe and efficient towing through engineering strength in where it is needed and taking weight out where it is not. Our products are light but not the lightest. We take into account building in all the features Australians expect and making a product tough enough for Australian conditions.

We appreciate style and understand how to optimise space for practical and comfortable living.

We have locally designed and built thousands of caravans in Australia developed specifically for our market since 2008.

Plus every Australian built Jurgens Caravan carries the DNA of 60 years international manufacturing experience. We are part of one of the largest caravan manufacturers in the southern hemisphere. Jurgens has been manufacturing in South Africa since 1952 and have built over 100,000 caravans.

We back our product with an industry leading factory warranty. We encourage you to compare us against our competitors. We are confident we have a lot to offer.

Built in Australia

**60+ YEARS
HERITAGE**

**3
Year
FACTORY
WARRANTY**



CLEVER STYLISH INTERIORS

There is plenty of space and a layout to suit all kinds of needs.

There are models to optimise open plan living and others to give you the ultimate storage. You can choose queen or single bed layouts*.

The ensuite features a full bathroom including toilet, shower and hot running water for all your creature comforts.

The dining room is fit for a banquet and the kitchen facilities have everything you need to prepare it.

FEATURES

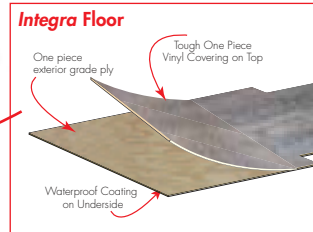
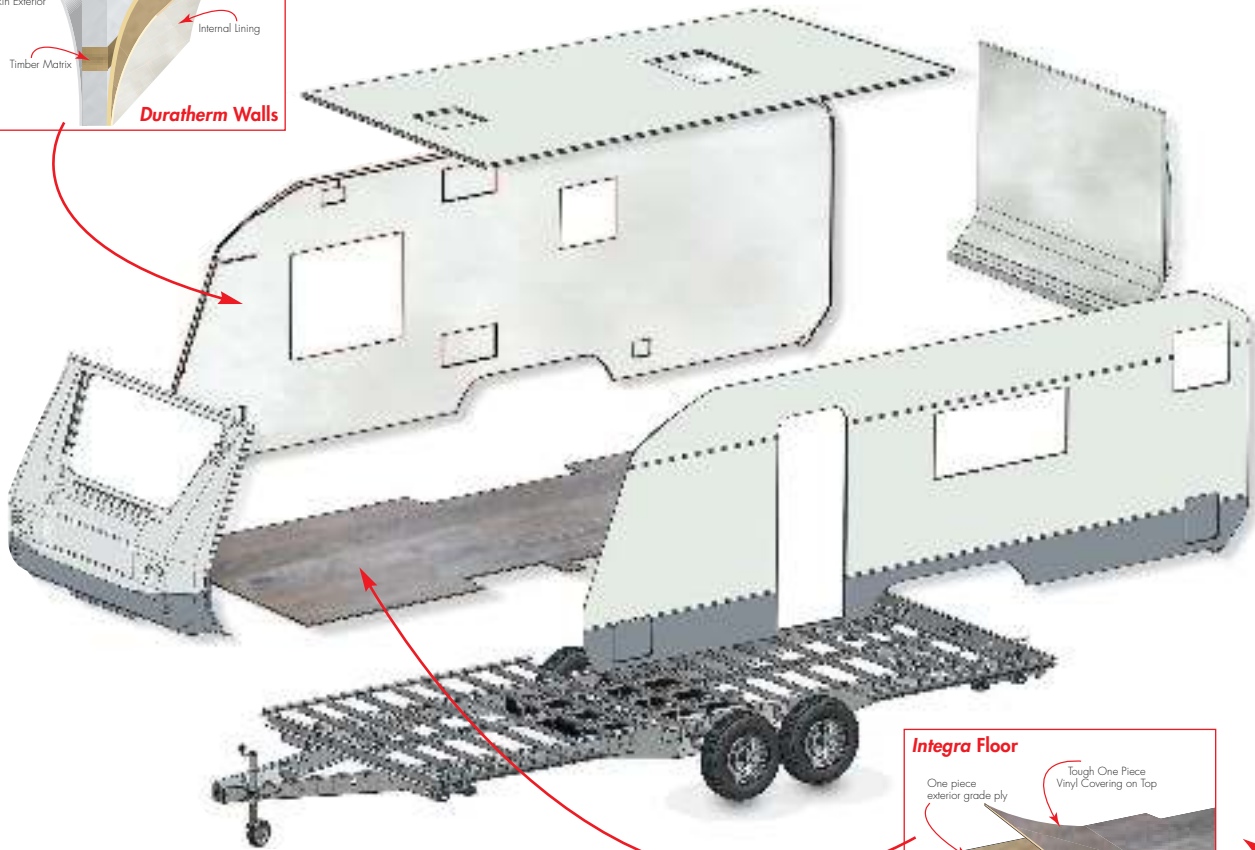
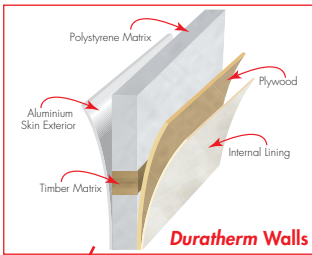
- A. Microwave
- B. 3 way fridge / freezer - auto
- C. 3 burner gas / 1 burner electric stove top / gas grill
- D. 12 volt LED lighting

* See layouts page for bed size by model



JURGENS

**ENGINEERED FOR
ADVENTURE**



TOP TO BOTTOM

UniskinROOF

- One piece roof
- No joints to leak
- Tough enough to walk on
- Great thermal & acoustic insulation
- High impact / hail resistance

DurathermWALLS

- Great thermal & acoustic insulation
- High impact / hail resistance
- Aluminium outer walls – low maintenance
- Fibreglass ends – tough & insulated
- No wiring / plumbing inside walls

IntegraFLOOR

- One piece floor
- Exterior grade ply
- Bolted and bonded to chassis
- Adds structural integrity

OptimaCHASSIS

- Engineered strength in & weight out
- Optimise durability & towing safety
- Bolted construction - high tensile, nyloc nuts
- Hot dip galvanised
- Fully independent suspension



Independent Suspension
AL-KO IRS - proven dirt road capable



AL-KO Electronic Stability Control
supplied standard



Alloy rims - proven performers with a touch of class



Double glazed windows for thermal & acoustic insulation

TECHNICAL DATA

Berths	up to 4 (2 adults and 2 children)			
Body length - external mm / ft	6325	20'9"		
Body length - internal mm / ft	5748	18'10"		
Overall length - external mm / ft	7400	24'4"		
Overall width mm / ft	2350	7'9"		
Internal width mm / ft	2200	7'3"		
Overall external height (inc. air conditioner) mm / ft	2770	9'1"		
Internal height mm / ft	1910	6'3"		
WEIGHTS BY MODEL	J2403	J2405	J2406	J2407
ATM - kg	2200	2200	2200	2200
Tare weight - kg	1760	1745	1755	1755
Max. carrying load - kg (will reduce with the inclusion of options)	440	455	445	445
Towball tare weight - kg	140	125	130	145

EXTERIOR FEATURES

Performance

<i>Optima</i> chassis - galvanised. Engineered for maximum strength and minimum weight	AL-KO Independent Rubber Suspension - proven dirt road capable
<i>Duratherm</i> walls - composite construction for impact resistance, insulation and weight saving - 23mm thick aluminium outer skin for protection internal 20 mm high density foam for insulation with structural matrix for strength durable ply on inside of foam core for strength interior lining - wash & wear	Shock absorbers
	Dual axle
	10" off road electric brakes
	Stud pattern - Ford 5 stud
Front and rear panels - tough fibreglass construction	Tyres - 195-R14C
<i>Uniskin</i> roof - one piece construction. No joints to leak and tough enough to walk on.	Spare wheel - underslung
<i>Integra</i> Floor - waterproof coating on underside one piece exterior grade ply tough one piece vinyl covering on top	AL-KO Electronic Stability Control
	AL-KO coupler
	Jockey wheel
	Corner steadies

Function

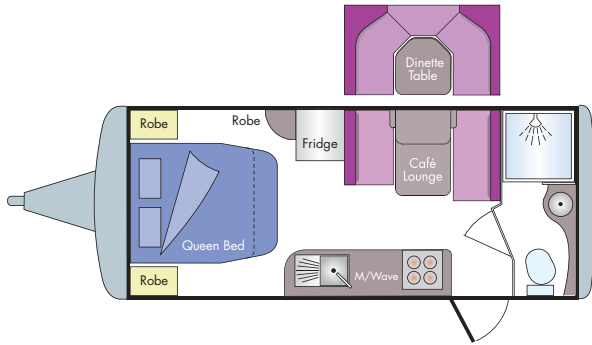
Awning - roll out	Gas bottles 4.5kg x 2
Water pump - 12v	External access to internal storage
Hot water service - gas / electric 240v	Roof hatch large
Water tanks - 2x 60 litre - durable polyethylene construction	240 volt inlet - external
Water tank filler / mains pressure inlet	Annexe light LED 12 volt
Water tap external (works off mains pressure and water tank)	Marker lights LED external
Double glazed windows for thermal and acoustic insulation	Grab handles
Stone protection blanket	Jack - scissor type
Large lockable easy access boot	

INTERIOR FEATURES

Comfort & liveability

Queen size extendable bed (1900mm l x 1500mm w) J2407 - (1900mm l x 1420mm w) or 2 x single beds - refer layouts	Flick mixer tap (hot & cold)
Ensuite (shower / cassette toilet / vanity)	Blinds / flyscreens on all windows and doors
Furniture - poplar ply, precision CNC router construction	Curtains
Wall and furniture surfaces - wash & wear	Crockery set - plastic (6 person)
Vinyl floor - hard wearing	
Fridge / freezer - 3 way AES 184 litre	Technical
Grill (gas) / stove top (3 burner gas & 1 burner electric)	Lighting system 12 volt LED
Ranghood 12 volt	12v socket for TV connection
Microwave	Battery - On board
Airconditioner - reverse cycle	Water tank level & battery indicator
TV / DVD & antennae / booster	Fire extinguisher
Radio / CD player	Smoke alarm

LAYOUTS



J2403 - Ensuite & Queen Bed

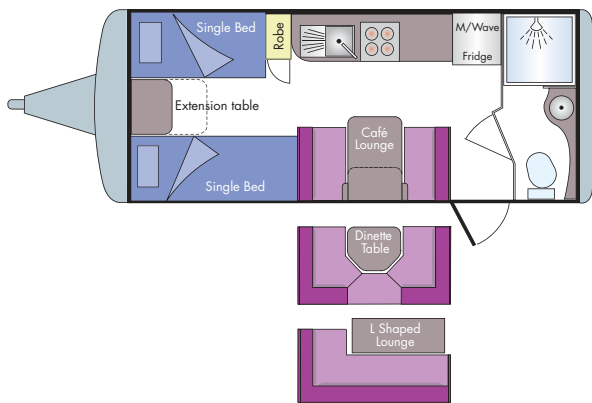
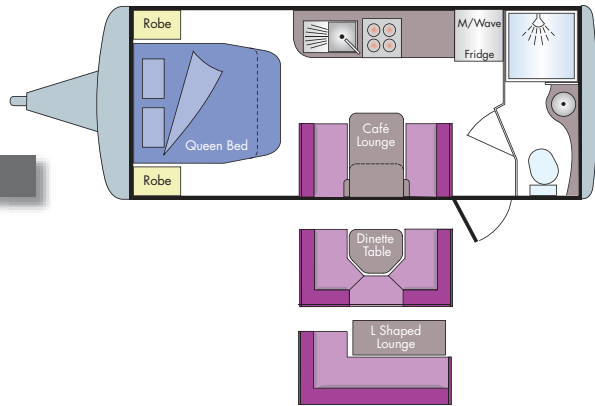
Queen Bed Dimensions - 1900mm L x 1500mm W

*Spare wheel bolted to rear underside of van.
NZ models may vary.*

J2405 - Ensuite & Queen Bed

Queen Bed Dimensions - 1900mm L x 1500mm W

*Spare wheel bolted to rear underside of van.
NZ models may vary.*



J2406 - Ensuite & Single Beds

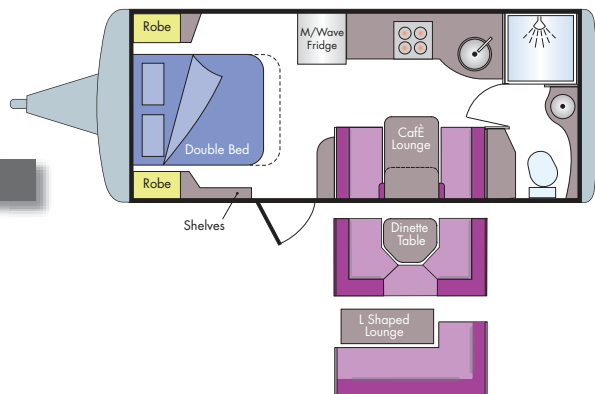
Single Bed Dimensions - Door side 2100mm L x 800 W
Off side 1800mm L x 800mm W

*Spare wheel bolted to rear underside of van.
NZ models may vary.*

J2407 - Ensuite & Double Bed

Double Bed Dimensions - 1900mm L x 1420mm W

*Spare wheel bolted to rear underside of van.
NZ models may vary.*



All dimensions are approximate. All weights have a +/- tolerance and vary depending on components added to or removed from van. Specifications and aesthetics subject to change without notice. Pictures are illustrative only and may show optional extras.



JURGENS CARAVANS

Proudly built in Pakenham, Victoria, Australia

Your Authorised Jurgens Dealer: