












Tooradin
J26 Series
 & *Narooma*
 Family Van *J2607*



ENGINEERED FOR ADVENTURE

The Tooradin and Narooma series are incredibly spacious, luxuriously appointed and the ultimate in style. They are also a smart towing choice - clever engineering keeps weight down for better fuel efficiency and safer handling.

- 
 23ft Caravan
- 
 Queen Bed
- 
 Sleeps up to 3
 J2605 & 05
- 
 FAMILY VAN
 Sleeps up to 5
 J2607
- 
 Bunk Beds
 J2607
- Tare Weight
 Under
 2250kg
- 
 Large Vehicle
- 
 Ensuite
- 
 Reverse Cycle
 Air Con
- 
DIRT ROAD CAPABLE



Tooradin J2603

THE JURGENS STORY

Our goal is to create the best caravans possible through intelligent design, genuine build quality and comprehensive testing.

We place emphasis on safe and efficient towing through engineering strength in where it is needed and taking weight out where it is not. Our products are light but not the lightest. We take into account building in all the features Australians expect and making a product tough enough for Australian conditions.

We appreciate style and understand how to optimise space for practical and comfortable living.

We have locally designed and built thousands of caravans in Australia developed specifically for our market since 2008.

Plus every Australian built Jurgens Caravan carries the DNA of 60 years international manufacturing experience. We are part of one of the largest caravan manufacturers in the southern hemisphere. Jurgens has been manufacturing in South Africa since 1952 and have built over 100,000 caravans.

We back our product with an industry leading factory warranty. We encourage you to compare us against our competitors. We are confident we have a lot to offer.

Built in Australia

60+ YEARS HERITAGE

3 Year FACTORY WARRANTY



Narooma J2607

LUXURIOUS SPACIOUS INTERIORS

When only the best will do. The Tooradin and Narooma are equipped with all the features you would expect in a grand touring van plus a whole lot more.

The Tooradin is ideal for couples and the Narooma is the ultimate family van complete with bunks.

Our designs are made for living and you will feel at home right away. Every detail is taken care of - luxurious furnishing, full spacious ensuite, well appointed kitchen with every convenience and a handy washing machine as standard on Tooradin models. Reverse cycle air conditioning will keep you comfortable inside no matter what the weather. And when you want to enjoy the outdoors there's no better way to do it than with the impressive optional slide out exterior kitchen / BBQ on selected models.

FEATURES

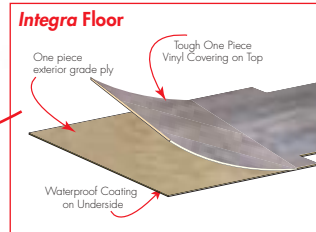
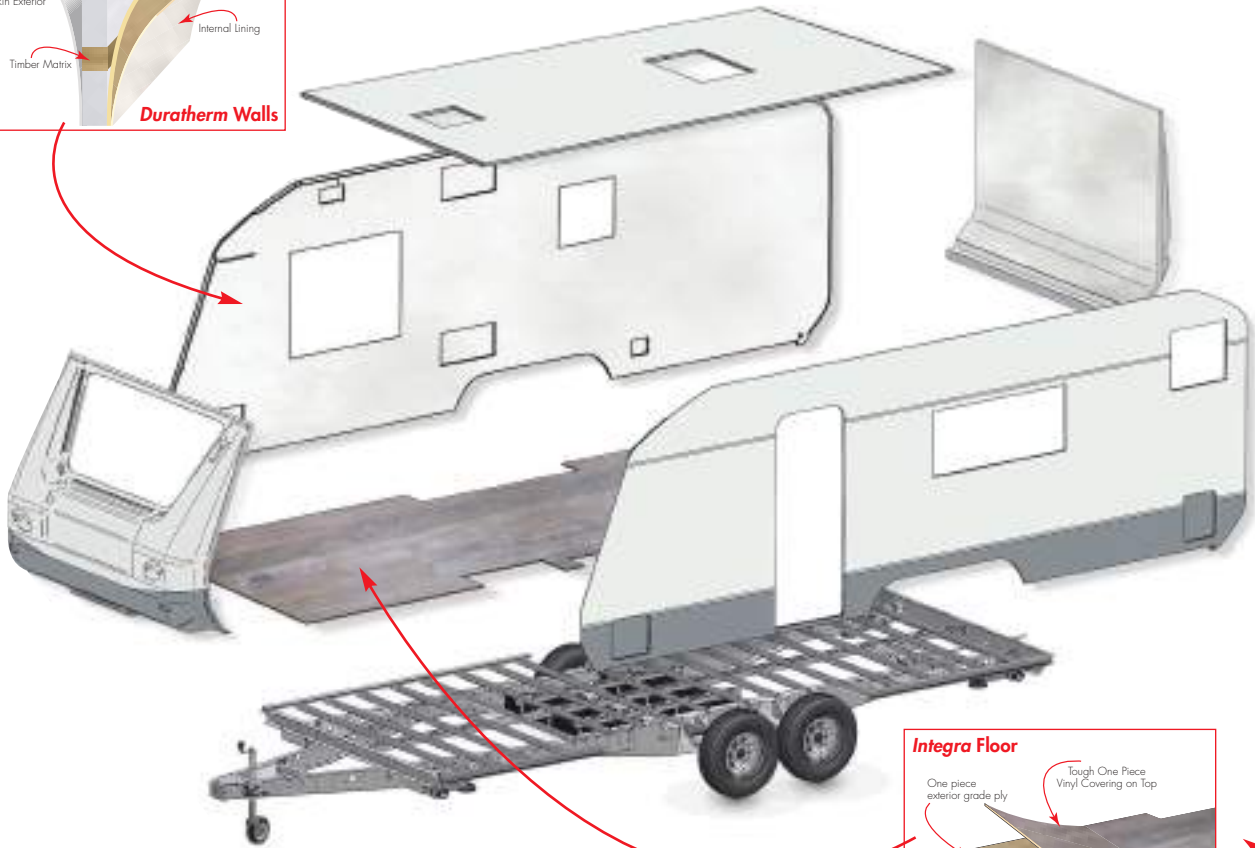
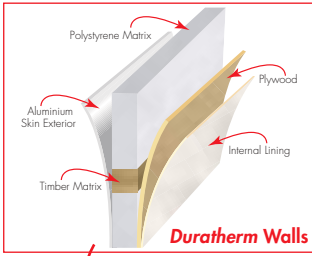
- A. Microwave
- B. 3 way fridge / freezer - auto
- C. 3 burner gas / 1 burner electric stove top / gas grill

* See layouts page for bed size by model



JURGENS

**ENGINEERED FOR
ADVENTURE**



TOP TO BOTTOM

UniskinROOF

- One piece roof
- No joints to leak
- Tough enough to walk on
- Great thermal & acoustic insulation
- High impact / hail resistance

DurathermWALLS

- Great thermal & acoustic insulation
- High impact / hail resistance
- Aluminium outer walls – low maintenance
- Fibreglass ends – tough & insulated
- No wiring / plumbing inside walls

IntegraFLOOR

- One piece floor
- Exterior grade ply
- Bolted and bonded to chassis
- Adds structural integrity

OptimaCHASSIS

- Engineered strength in & weight out
- Optimise durability & towing safety
- Bolted construction - high tensile, nyloc nuts
- Hot dip galvanised
- Fully independent suspension



Independent Suspension
AL-KO IRS - proven dirt road capable



AL-KO Electronic Stability Control
supplied standard



Alloy rims - proven performers with a touch of class



Double glazed windows for thermal & acoustic insulation

TECHNICAL DATA

Berths	2 berth (J2603 & J2605) up to 5 berth (J2607)		
Body length - external mm / ft	6950	22'10"	
Body length - internal mm / ft	6360	20'10"	
Overall length - external mm / ft	8100	26'8"	
Overall width mm / ft	2450	8'1"	
Internal width mm / ft	2300	7'7"	
Overall external height (inc. air conditioner) mm / ft	2800	9'3"	
Internal height mm / ft	1944	6'5"	
WEIGHTS BY MODEL	J2603	J2605	J2607
ATM - kg	2750	2750	2750
Tare weight - kg	2230	2205	2180
Max. carrying load - kg (will reduce with the inclusion of options)	520	545	570
Towball tare weight - kg	170	225	215

EXTERIOR FEATURES

Performance

<i>Optima</i> chassis - galvanised. Engineered for maximum strength and minimum weight	AL-KO Independent Rubber Suspension - proven dirt road capable
<i>Duratherm</i> walls - composite construction for impact resistance, insulation and weight saving - 23mm thick aluminium outer skin for protection internal 20 mm high density foam for insulation with structural matrix for strength durable ply on inside of foam core for strength interior lining - wash & wear	Shock absorbers
	Dual axle
	12" off road electric brakes
	Stud pattern - suits Landcruiser 80 series 6 stud and Nissan Patrol (6 x 140 PCD, 1/2" studs)
Front and rear panels - tough fibreglass construction	Tyres - 215/70R15C
<i>Uniskin</i> roof - one piece construction. No joints to leak and tough enough to walk on.	Spare wheel - underslung
<i>Integra</i> Floor - waterproof coating on underside one piece exterior grade ply tough one piece vinyl covering on top	AL-KO Electronic Stability Control
	AL-KO coupler
	Jockey wheel
	Corner steadies

Function

Awning - roll out	Gas bottles 4.5kg x 2
Water pump - 12v	External access to internal storage
Hot water service - gas / electric 240v	Roof hatch large x 2
Water tanks - 2x 80 litre - durable polyethylene construction	240 volt inlet - external
Water tank filler / mains pressure inlet	Annexe light LED 12 volt
Water tap external (works off mains pressure and water tank)	Marker lights LED external
Double glazed windows for thermal and acoustic insulation	Grab handles
Stone protection blanket	Bottle Jack
Large lockable easy access boot	

INTERIOR FEATURES

Comfort & liveability

Queen size extendable bed (1900mm l x 1500mm w) J2607 bunks (1870mm l x 800mm w) - double or triple option	Flick mixer tap (hot & cold)
Ensuite (shower / cassette toilet / vanity)	Blinds / flyscreens on all windows and doors
Furniture - poplar ply, precision CNC router construction	Curtains
Wall and furniture surfaces - wash & wear	Crockery set - plastic (6 person)
Vinyl floor - hard wearing	
Fridge / freezer - 3 way AES 184 litre	Technical
Oven & grill (gas) / stove top (3 burner gas & 1 burner electric)	Lighting system 12 volt LED
Rangehood 12 volt	12v socket for TV connection
Microwave	Battery - On board
Airconditioner - reverse cycle	Water tank level & battery indicator
TV / DVD & antennae / booster	Fire extinguisher
Radio / CD player	Smoke alarm

LAYOUTS

Unique Angle Queen Bed Design, Conventional Queen Bed, Singles or our Bunk Bed Family Van

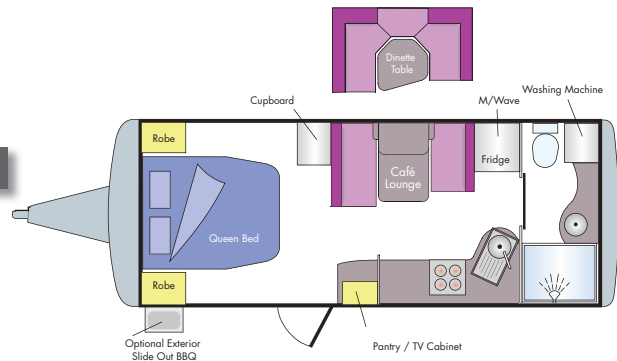
Tooradin J2603 - Ensuite & Queen Bed

Queen Bed Dimensions - 1900mm L x 1500mm W

Café Lounge comes with a tri-fold table. Standard on; J2603

Dinette converts into a bed (L 2010mm x W 970mm tapers to 870mm) Optional on; J2603

Spare wheel is mounted to rear underside of van with wind down carrier

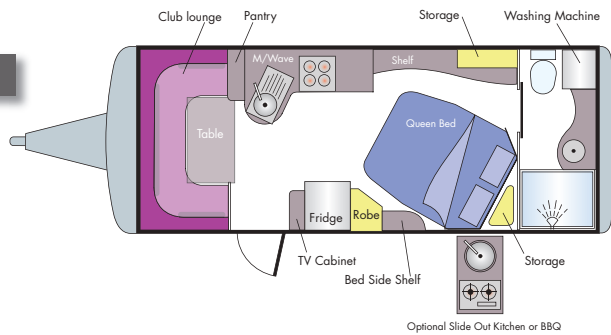


Tooradin J2605 - Ensuite & Queen Bed

Queen Bed Dimensions - 1900mm L x 1500mm W

Club Lounge converts into a bed. (Size TBA) Standard on; J2605

Spare wheel is mounted to rear underside of van with wind down carrier



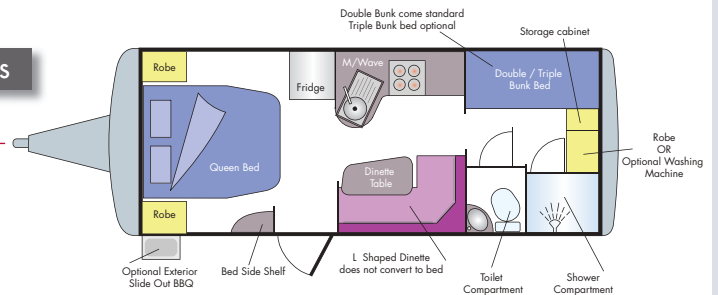
Family Van

Narooma J2607 - Ensuite, Queen Bed & Bunks

Queen Bed Dimensions - 1900mm L x 1500mm W Bunk Bed Dimensions - Top & bottom 1870mm L x 800 W

L Shaped Dinette does not convert to a bed. Standard on; J2607

Spare wheel is mounted to rear underside of van with wind down carrier



All dimensions are approximate. All weights have a +/- tolerance and vary depending on components added to or removed from van. Specifications and aesthetics subject to change without notice.



JURGENS CARAVANS

Proudly built in Pakenham, Victoria, Australia

Your Authorised Jurgens Dealer:

MARKBRO4/0817/5k

www.jurgens.com.au